



OPTIONS

Methods of installation

- attached by bolts to foundation

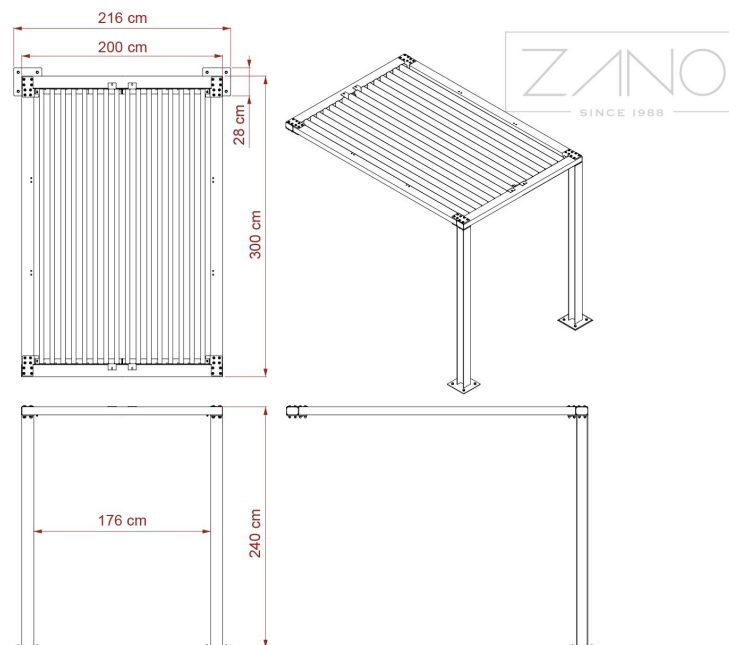
Pergola roof

- softwood
- hardwood of European origin
- Hardwood (oil finish)
- premium hardwood

DESCRIPTION

The pergola module 2 x 3 m is an additional element to the main module, allowing it to be extended to the pergola. The pergola structure is bent, welded and bolted from 120 x 114 mm I-beams and 120 x 80 mm rectangular sections of s235Jr carbon steel galvanised and powder-coated to RAL. Roofing of the pergola using 17 planks of 45 x 70 x 2740 mm. The boards can be made of European coniferous wood impregnated and varnished twice or exotic wood impregnated and oiled twice. It is possible to additionally finish the side walls of the pergola with boards or steel cables (finishing modules).





GENERAL TECHNICAL DATA

Materials

- Carbon steel, galvanised, painted in RAL colour
- wood: European coniferous or exotic wood

Dimensions

- width: 200 cm
- height: 241 cm
- depth: 300 cm

ZANO



Iwona Żaczek

Product:
Pergola module 2 x 3 m
Catalog number: **22.101.3**
Designer: Iwona Żaczek

In accordance with the Polish Law on Copyright and Related Rights of 04.02.1994 (Official Journal of Laws No. 24, item 83, corrected: Journal of Laws No. 43, item 170) and in accordance with the EU copyright legislation including all EU directives and regulations on copyright, Zano Mirosław Zarotynski Company, reserves the copyright of drawings, descriptions, 3D models, renderings, graphics, content contained in offers, attachments to offers and all other documents. Its content is the intellectual property of ZANO Mirosław Zarotynski company. The use of author's ideas, solutions, copying, distribution of photos, graphics or fragments of graphics, descriptive texts, for profit, without the permission of the author - ZANO Mirosław Zarotynski company - is prohibited and constitutes a copyright infringement and is punishable.

td>

NOTE: The drawings do not reflect the actual dimensions of the foundation. They are only exemplary assembly schemes taking into account the type of anchoring and the substrate material to which the furniture is to be fixed.

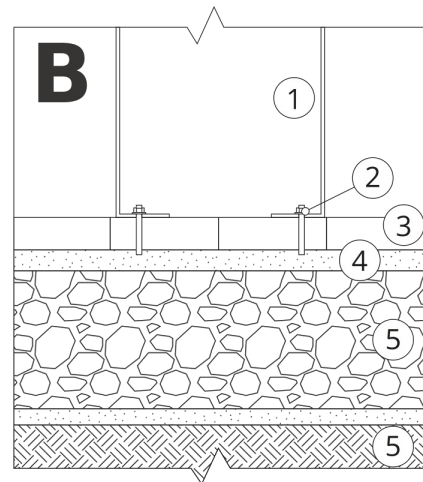
The size of the foundation depends on the local foundation conditions.



INSTALLATION INTO PAVING WITH FOUNDATION

Description of the assembly

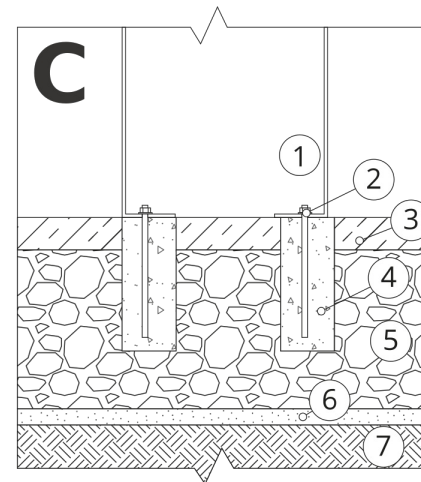
1. ZANO product
2. Quick-action fastener or chemical anchor
3. Stone paving / concrete paving / stone slabs / concrete slabs
4. Sand ballast (approx. 2 - 4 cm)
5. Stone aggregate substructure
6. Concrete foundation, class C16/20 (top surface concrete 10 cm below paving surface)
7. Ground



INSTALLATION TO PAVING

Description of the assembly

1. ZANO product
2. Quick-action fastener or chemical anchor
3. Stone paving / concrete paving / stone slabs / concrete slabs
4. Sand ballast (approx. 2 - 4 cm)
5. Stone aggregate substructure
6. Ground



CONCRETE / ASPHALT MOUNTING

Description of the assembly

1. ZANO product
2. Quick-action fastener or chemical anchor
3. Fixed hardened surface e.g. concrete or asphalt
4. Concrete foundation, class C16/20 (top surface concrete 10 cm below paving surface)
5. Stone aggregate substructure
6. Sand ballast (approx. 2 - 4 cm)
7. Ground



MOUNTING TO CONCRETE FOUNDATION

Description of the assembly

1. ZANO product
2. Quick-action fastener or chemical anchor
3. Concrete foundation, class C16/20 (top surface concrete 10 cm below paving surface)
4. Ground